DETALHE DO COXIM TIPO 1 (4x)
1/25

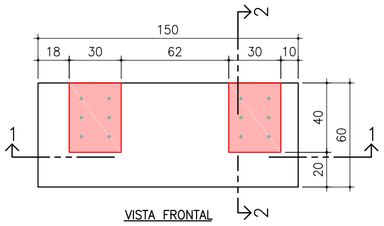

VISTA FRONTAL

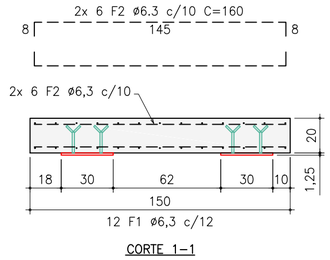

CORTE 1–1

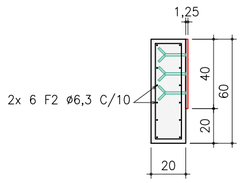

CORTE 2–2

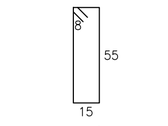

DETALHE DO COXIM TIPO 2 (4x)
1/25

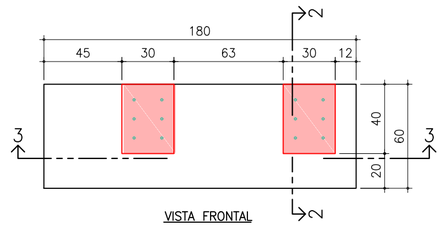

VISTA FRONTAL

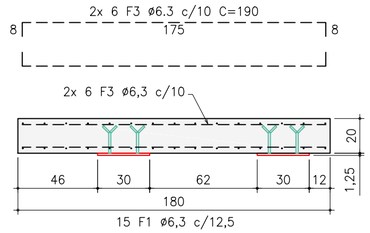

CORTE 3–3

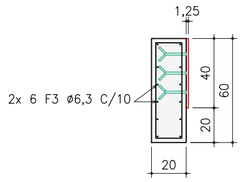

CORTE 2–2

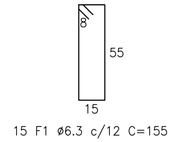

DETALHE DO COXIM DE CANTO (4x)
1/25

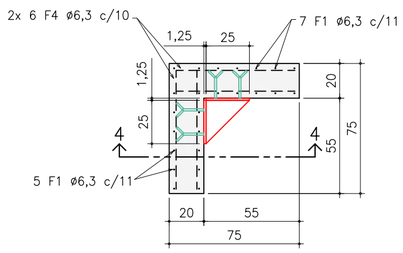

PLANTA BAIXA

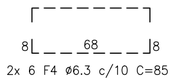

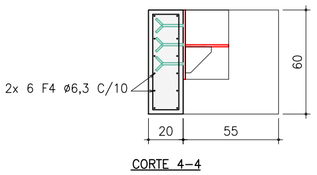

CORTE 4–4

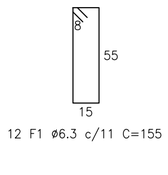

LISTA DE FERROS

	F	Ø (mm)	Q	COMPRIMENTO UNIT.(cm)	COMPRIMENTO TOTAL(m)
4x	1	6.3	156	155	241.80
4x	2	6.3	48	160	76.80
4x	3	6.3	48	190	91.20
4x	4	6.3	96	85	81.60

AÇO CA–50

RESUMO GERAL

AÇO	Ø(mm)	COMP.(m)	PESO(kg)
CA–50	6.3	491.40	136
		TOTAL:	136

Volume de graute, fck de 30 MPa = 2,21 m3

Para a instalação dos coxins deve ser abertos vãos na alvenaria sem danificar os elementos de entorno.
Os chumbadores metálicos devem ser concretados junto com o coxim.

ESCRITÓRIO MODELO DE ENGENHARIA - UFSM

Eng. civil André Lübeck
SIAPE: 1692336 / CREARS: 140441

Eng. civil Almir Barros da S. Santos Neto
SIAPE: 2300182 / CREARS: 092776

RESPONSÁVEIS TÉCNICOS:

PROJETO:
PROJETO ESTRUTURAL - COBERTURA DO MUSEU GAMA D'EÇA
Cobertura do palacete

ENDEREÇO:
Rua do Acampamento, nº 81, Centro. Santa Maria - RS

PRANCHA:
Detalhamento dos coxins de apoio

Revisão: 00

Data: 21/06/2025

Escala: Indicada

PRANCHA Nº: EST 03/05

ESCRITÓRIO MODELO DE ENGENHARIA

840x594